


SEGMENTED RADIAL CRIMP (SRC) TECHNOLOGY

Product Brochure


SEGMENTED RADIAL CRIMP (SRC) TECHNOLOGY

Segmented radial crimp technology is a precision technique employed in the manufacturing of electrical connections onto wires or cables. Unlike conventional crimping methodologies, which uniformly apply compression around the entire circumference of the connector, segmented radial crimping involves exerting pressure in distinct segments or zones around the connector's perimeter. The segmented radial crimp technology provides crimp quality monitoring (CQM) enabling consistent crimp quality for large wire termination which is applied radially from all eight sides constantly. There is no tensile stress on the barrel during the formation and the lack of bending of pins after crimping reduces the amount of scrap enabling costs savings. This specialized approach ensures an even distribution of force during the crimping process, promoting optimal contact and consolidation between the connector and the wire or cable. Segmented radial crimping can be used in sectors demanding stringent standards of reliability and performance, such as aerospace, automotive, and industrial applications where robust electrical connections are indispensable for operational integrity and safety.

EXISTING PROCESS



NEW SRC PROCESS



TE Connectivity (TE) now offers two segmented radial crimp (SRC) solutions. TE's SRC-M OCTACRIMP machine and die sets provides segmented radial crimp (SRC) technology for your large wire crimping needs and SRC-A OCTACRIMP applicator which is placed inside an HV-20 press machine for or your mid-range wire crimping needs.



Quality Management



Cost Savings



Safety Handling

Key Features	Benefits
Quality Management	<ul style="list-style-type: none"> Segmented radial crimp technology provides a radial application from all 8 sides of the wire The crimp quality monitoring (CQM) feature enables consistent crimp quality for large wire termination Machine can easily adapt to larger wire sizes and crimp > than 25mm² <ul style="list-style-type: none"> Interchangeable die sets (Sold separately and differs from the applicator die sets) Can be adapted for shield-crimping A cable clamp accurately centers and secures the cable during the crimping process Applicator can easily handle smaller wire sizes with the HV20 Press and can crimp between 4mm² - 25mm² <ul style="list-style-type: none"> Interchangeable die sets (Sold separately and differs from the machine die sets) The swing arm which is carried over to the HV-20 press provides crimp accuracy and a centered easy placement into the press by holding the wire in place
Cost Savings	<ul style="list-style-type: none"> Improved crimp quality with reduced risk of flash vs. traditional crimping, no tensile stress on the barrel during formation, and no bending of pins after crimping reduces high costs from scrap and rework process time
Safety Handling	<ul style="list-style-type: none"> Interlock guard shuts off machine when not closed confirming operator's hands will not get stuck behind machine The emergency stop button will also shut off the machine at any time SRC-M MACHINE: Two-hand touch feature enables hazard free termination

Wire Size Machine Compatibility	Terminal Compatibility
SRC-M OCTACRIMP (Machine) wire size > 25mm ²	Closed Barrel Terminals
SRC-A OCTACRIMP (Applicator) wire size 4mm ² - 25mm ²	

Industries

- Automotive
- Industrial & Commercial Transportation
- Aerospace Defense & Marine
- Industrial

Applications

- High Voltage Harness Manufacturing
- E-mobility

SRC-M OCTACRIMP (MACHINE)

Technical Details

Technical Specifications	
Machine	
Dimensions L x W x H	645 x 560 x 1450 mm
Weight	Approx. 310 kg
Control system	CONTROL C.2 / IPC
Operation mode	S6-70%
Noise level	< 70 dB(A)*
Degree of protection	IP 40
Function	
Forming force	1320 kN / 135 t
Max. crimp range	Ø dies + 12 mm (max. outer diameter of the fittings before forming)
Maximum Ø dies	70 mm
Opening size without dies	105 mm
Opening distance	+35 mm
Velocity closing	10 mm/s*
Velocity forming	5 mm/s*
Velocity opening	10 mm/s*



Ordering Information

Specifications	
PN 2335600-1	SRC-M OCTACRIMP
PN 2335600-2	SRC-M OCTACRIMP with CQM


Die Set and Terminal Holder sold separately according to the Terminal used. Please consult with your sales expert.

SRC-A OCTACRIMP (APPLICATOR)

Technical Details

Technical Specifications		
Dimensions	Length	238.6 mm [9.39 in.]
	Width	192.3 mm [7.57 in.]
	Height	207.5 mm [8.17 in.]
	Mass/weight	-15kg [33 lb.]
Applicator Data	Basic press platform	HV20 TCPN 2348822-[] / HF20 TCPN 2335500-[]
	Crimping force	7t max (20t max preliminary)
	Stroke length	29.1 mm (press stroke can be larger)
	Open diameter	-79 mm (without die insert)
	Close diameter	50 mm (without die insert)
	Adjustment entire range	+ 0.6 mm (total 1.20 mm)

SRC-A OCTACRIMP (Applicator)



SRC-A OCTACRIMP (Applicator) in HV-20



Ordering Information

Specifications	
PN 2510896-1	SRC APPLICATOR UNIT, MID FORCE - LP - INCLUDES BASE PLATE AND CABLE CLAMP
PN 2440896-1	SRC APPLICATOR, MID FORCE - LP - APPLICATOR ONLY

Die Set and Terminal Holder sold separately according to the Terminal used. Please consult with your sales expert.

Connect With Us

Our tooling is supported by an established, experienced and responsive field service organization. TE Connectivity field engineers are located worldwide and are available to assist with on-site and remote service; selection and installation of new equipment; training; and technical support. Service agreements are available to provide protection and support for all your application tooling equipment.

Contact Us

Phone: Americas 1-800-722-1111

EMEA 49-6151-607-1518

APAC 86-021-3325-9030

Tooling Portfolio: tooling.te.com

Field Service: te.com/fieldservice

te.com

TE Connectivity, TE Connectivity (logo) and Every Connection Counts are trademarks. All other logos, products and/or company names referred to herein might be trademarks of their respective owners.

The information given herein, including drawings, illustrations and schematics which are intended for illustration purposes only, is believed to be reliable. However, TE Connectivity makes no warranties as to its accuracy or completeness and disclaims any liability in connection with its use. TE Connectivity's obligations shall only be as set forth in TE Connectivity's Standard Terms and Conditions of Sale for this product and in no case will TE Connectivity be liable for any incidental, indirect or consequential damages arising out of the sale, resale, use or misuse of the product. Users of TE Connectivity products should make their own evaluation to determine the suitability of each such product for the specific application.

©2024 TE Connectivity. All Rights Reserved.

04/24 Original